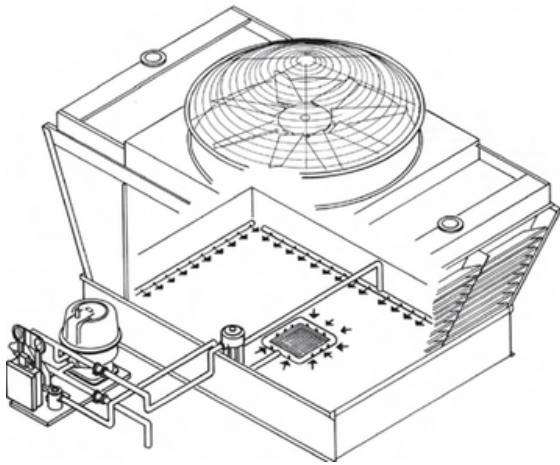


WAYMAKER

WAYMAKER TECHNOLOGIES
CORPORATION

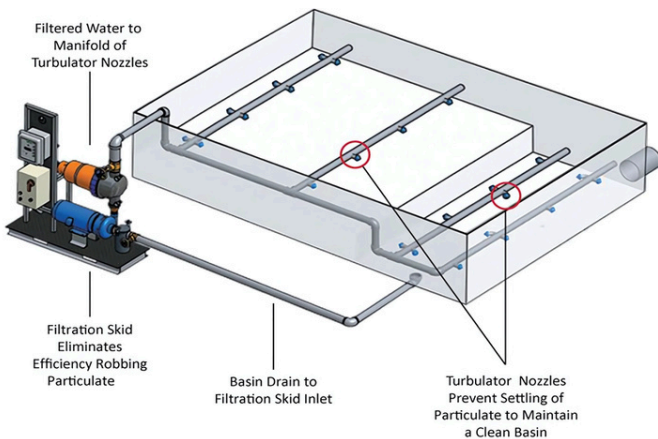


TYPICAL SIZING & SELECTION EXAMPLE

Tank area, m2	Sweeper size		
9	1/2"	3/4"	1"
Area cover/pc, m2	0.49	0.64	1.06
Sweeper qty, pcs	19	15	9
Flowrate required/pc, m3/hr	3.2	3.8	6
Total flowrate required, m3/hr	60.8	57	54

* Please consult with Waymaker's application engineer for proper selection and sizing.

TYPICAL INSTALLATIONS



SP sweeper system uses nozzles to prevent solids from settling and "sweeps" them toward the sweeper outlet suction pipe

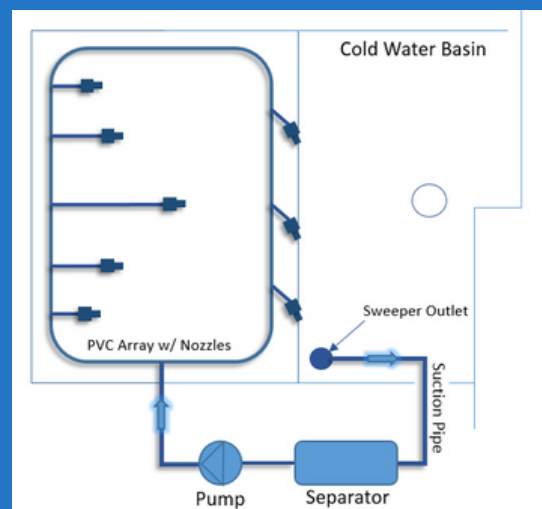
WayClean™

BASIN HYDRO-SWEEPERS



KEY BENEFITS:

- Reduce under-deposit corrosion, remove food source for biological activity and extend life of the basin
- Minimize manual cleaning, maintenance, downtime and risk of injury
- Waymaker's Basin Hydro-sweepers sweep cooling tower basin to remove suspended solids at the source
- Maintain downstream thermal efficiency of heat transfer surfaces
- Eliminates Basin Cleaning



DISCLAIMER NOTE: THE INFORMATION AND TECHNOLOGY SOLUTION OFFERED IS SUBJECT TO CHANGE/UPDATE WITHOUT NOTICE. IT IS UP TO THE USER/OWNER TO CONDUCT THEIR OWN DUE DILIGENCE TO CHECK AND DECIDE AND SELECT THE SUITABLE TECHNOLOGY AVAILABLE TO SUIT THEIR NEEDS AND REQUIREMENTS, WAYMAKER TECHNOLOGIES CORPORATION ACCEPTS NO LIABILITY/DAMAGES/LOSSES IF ANY INCURRED FOR THE EQUIPMENT INSTALLED OR PROVIDED.